










Menu Title	Information														
Department Group	Clinical Department														
Specialty	Pathology														
Department Name	Pathology														
Introduction	The Pathology department has eleven faculty members assisted by senior residents and technical staff. This department provides services in Surgical pathology, Hematology, Autopsy pathology, Cytology and Blood Centre services. The department is dedicated for undergraduate and postgraduate teaching in Pathology in varied medical and paramedical disciplines which includes MBBS, MD Pathology, BPMT, DMLT students. The department is actively involved in research activities and publications. The Faculty as well as students are encouraged to upskill the knowledge by attending various workshops, CME and Conferences. All the teachers are updated in teaching skills as per NMC requirements. We are committed to serve the needy patients to our full capability.														
Courses Offered	Provide Names of Courses and Intake Capacity for each course. <table><tr><th>Sr. No.</th><th>Course</th><th>Intake</th></tr><tr><td>1</td><td>MD Pathology</td><td>04/year</td></tr><tr><td>2</td><td>DMLT</td><td>20/year</td></tr><tr><td>3</td><td>BPMT (Lab sciences)</td><td>25/year</td></tr></table>			Sr. No.	Course	Intake	1	MD Pathology	04/year	2	DMLT	20/year	3	BPMT (Lab sciences)	25/year
Sr. No.	Course	Intake													
1	MD Pathology	04/year													
2	DMLT	20/year													
3	BPMT (Lab sciences)	25/year													
Facilities	Please give names of Labs, Machines, Special Services, Clinics, patient education programs etc available at department. <div><div>1. Laboratories</div><div><div>a. Histopathology and autopsy pathology</div><div>b. Hematology and cytology laboratory (Central laboratory)</div><div>c. Serology laboratory in blood centre</div></div><div>2. Special services</div><div><div>a. HPLC in central laboratory</div><div>b. Nucleic acid testing (NAT) in blood centre</div><div>c. Blood components</div></div><div>3. Machines/Equipments</div><div><div>a. Histopathology: Automated tissue processor, Automated rotary microtome</div><div>b. Hematology: Automated cell counters, HPLC</div><div>c. Blood centre: Nucleic acid testing (NAT), Apheresis machine, ELISA reader and washer, Cryofuge, Platelet agitator, Laminar air flow</div><div>d. Teaching: Digital microscope, projectors</div></div></div>														

**Faculty****List of all the faculty members under this department**

Name & Photo	Designation	Qualification	Experience		Aadhar No	State Council No.	Contact No.	Email
			UG	PG				
Dr.A.M. Kulkarni 	Associate Professor	M.D. Path	20 yrs 3 mth	13 yrs 6 mth	74610 612 6044	85889	9175 8 232 19	draparna108@gmail.com
Dr. R. B. Madane 	Associate Professor	M.D. Path	9 years 6 mth	9 years 6 mth	219271 065472	2009/09 /3269	9881 3 60048	drrajmadane@gmail.com
Dr. M. J. Halgale 	Associate Professor	M.D. Path	8 year 7 mth	8 year 7 mth	771841 097926	2010/04 /0996	99234 31297	mohsinhalgale@yahoo.in
Dr.R.D. Namey 	Assistant Professor	M.D. Path	17 yrs 07 mth	11 yr 02 mth	48400 2635825	076328	9423 5 882 24	ravindranamey@gmail.com
Dr. S. P. Patki 	Assistant Professor	M.D. Path	9 years 6 mth	9 years 6 mth	700540 798813	2009/11 /3424	94235 23571	sppatki28@gmail.com
Dr.A.B. Morale 	Assistant Professor	M.D. Path	3 Yr 11 mth	3 Yr 11 mth	3618795 04933	2012/06 /1935	899428 500	drashwanimorale@gmail.com

Dr. Padmini S. Eksambekar 	Assistant Professor	M.D. D.N.B Path	1 year	1 year	2118695 64183	2015/03 /1112	814964 7292	ps.eksambekar11@gmail.com
Dr. Rushikesh Gavade 	Assistant Professor	M.D. Path	1 year	1 year	8957437 99922	2017/09 /4692	940499 0824	rushigavade1@gmail.com
Dr Neha Gudale 	Assistant Professor	M.D. Path	1 year	1 year	4354303 26274	2020/05 /3578	957984 0078	gudaleneha59@gmail.com
Dr Anamika Somawar 	Assistant Professor	M.D. Path	2 mth	2 mth	9414016 23284	2019/04 /1679	705729 3945	anamikasomawar@gmail.com

## Research

Detailed list of research work / research project conducted / ongoing in the following format [2018 onwards].

Sr. No.	Research Title	Research By	Guide	Year
1.	Coagulation profile in chronic liver diseases	Dr. Ashwini Borkar	Dr. Ravindra Ramteke	2020
2.	Study of fine needle aspiration cytology in assessment of lymphadenopathy in adults in tertiary care centre	Dr. Deopriya Kindo	Dr. Ravindra Ramteke	2023
3	Thrombocytopenia- A clinico hematological study in a tertiary care institute	Dr. Shajitha PH	Dr. Ravindra Ramteke	2023
4	Coagulation profile in malignancy cases	Dr. Swati Joshi	Dr. Ravindra Namey	2024 (ongoing)
5	Histopathological correlation in maternal autopsy at tertiary care centre	Dr. Kriti Shah	Dr. Bhavana Bharambe	2024 (ongoing)
6	Study of hemoglobinopathies in paediatric anemic patients using HPLC	Dr. Vasundhara Bandichode	Dr. Ravindra Ramteke	2024 (ongoing)
7	To study hematological profile in	Dr. Sonali Ghodake	Dr.	2024

		preterm low birth weight neonates		Aparna Kulkarni	(ongoing)	
	8	Study of coagulation profile in pregnancy induced hypertension patients attending in a tertiary care centre	Dr. Vishakha Jagdale	Dr. Ravindra Ramteke	2025 (ongoing)	
	9	Clinico cytological analysis of cervical pap smear in patients attending gynecological OPD in a tertiary care centre - A cross sectional study	Dr. Rohini Jadhav	Dr. Aparna Kulkarni	2025 (ongoing)	
	10	Cytomorphological study of extra pulmonary tuberculosis and its correlation with Zeil Nielson staining and CBNAAT in a tertiary care centre	Dr. Harsha Godaria	Dr. Rajendra Madane	2025 (ongoing)	
	11	Utility of imprint cytology in diagnosis of various tumors	Dr. Jidnyasa Mankar	Dr. Ravindra Namey	2025 (ongoing)	
	12	Histomorphological spectrum of lung lesions in autopsy cases at a tertiary care centre- An observational study	Dr. Jairaj Patil	Dr. Mohasin Halgale	2026 (ongoing)	
	13	Study of clinicohistopathological spectrum of nasal and nasopharyngeal lesions at tertiary care centre	Dr. Mahesh Halge	Dr. Aparna Kulkarni	2026 (ongoing)	
	14	Study of quality indicators of blood utilisation - An observational study	Dr. Saili Dhomane	Dr. Bhavana Bharambe	2026 (ongoing)	
	15	Study of cell block technique for cyto diagnosis of exudative effusions - A cross sectional study	Dr. Pradnya Gaikwad	Dr. Supriya Patki	2026 (ongoing)	
<b>Publications</b>	Detailed list of all publications (As per NMC Criteria) in the following format [2018 onwards].					
	<b>Sr. No.</b>	<b>Title</b>	<b>Authors from the institute</b>	<b>Departments of authors</b>	<b>Journal details</b>	<b>Journal indexed with which indexing agency</b>
	1.	Seroprevalence Of Transfusion Transmitted Infections Among The Blood Donors And The Trends Of TTI In Last Three Years In A Tertiary Care Teaching Hospital In Maharashtra	Dr. Ashwini Morale, Dr. Supriya Patki, Dr. Aparna Kulkarni, Dr, Ravindra Ramteke	Pathology	Int J Sci Res	SCOPUS
	2.	Study of platelet count and platelet indices in patients with coronary artery disease and acute myocardial infarction	Dr, Ravindra Ramteke, Dr. Madane, Dr. Aparna Kulkarni	Pathology	Int J Sci Res	Google scholar
	3	Histopathological study of endometrium in	Dr Bhakti Deshmukh,	Pathology	International journal of	Google scholar

		women with Abnormal uterine bleeding	Dr Anuradha Malpani, Dr Alka Gosavi, Dr Kalpana Sulhyan, Dr Rucha Pimpalkhute		scientific research									
	6	Special stains in study of infertile endometrium	Dr. Mohasin Halgale	Pathology	APALM	Embase								
	7	Diagnostic Utility of C-Reactive Protein and Permutation Combination of Quantitative and Qualitative Haematological Parameters in Neonatal Sepsis	Dr. Mohasin Halgale, Dr. Ramteke	Pathology	JCDR	Embase								
	8	Utility of biomarkers in predicting the severity and mortality of coronavirus disease 2019 infection	Dr. Mohasin Halgale	Pathology	J Curr Res Sci Med	DOAJ								
Conference s &Other Academic Activities	Detailed list of all the conferences / CME / workshops conducted in the following format [2018 onwards]. <table><tr><th>Sr. No.</th><th>CME / Workshop / Conference Title</th><th>Year</th></tr><tr><td></td><td>NIL</td><td></td></tr></table>						Sr. No.	CME / Workshop / Conference Title	Year		NIL			
Sr. No.	CME / Workshop / Conference Title	Year												
	NIL													
Awards & Achieveme nts	List of Awards and Achievements made by Staff or Students for [2018 onwards]. <table><tr><th>Sr. No.</th><th>Achievement / Award</th><th>Achiever</th><th>Year</th></tr><tr><td>1</td><td>MAPCON 2023 State chapter conference (Third position in slide seminar)</td><td>Department of Pathology</td><td>2023</td></tr></table>						Sr. No.	Achievement / Award	Achiever	Year	1	MAPCON 2023 State chapter conference (Third position in slide seminar)	Department of Pathology	2023
Sr. No.	Achievement / Award	Achiever	Year											
1	MAPCON 2023 State chapter conference (Third position in slide seminar)	Department of Pathology	2023											
Contact Details	Address: Department of Pathology RCSMGMC, Kolhapur  Email: rcsmpathology@gmail.com  Contact Numbers: 0231-2641583													