






Menu Title	Information												
Department Group	Pre clinical Department												
Specialty	None												
Department Name	Pathology												
Introduction	<p>The Pathology department has eleven faculty members assisted by senior residents and technical staff. This department provides services in Surgical pathology, Hematology, Autopsy pathology, Cytology and Blood Centre services. The department is dedicated for undergraduate and postgraduate teaching in Pathology in varied medical and paramedical disciplines which includes MBBS, MD Pathology, BPMT, DMLT students. The department is actively involved in research activities and publications. The Faculty as well as students are encouraged to upskill the knowledge by attending various workshops, CME and Conferences. All the teachers are updated in teaching skills as per NMC requirements. We are committed to serve the needy patients to our full capability.</p>												
Courses Offered	<p>Provide Names of Courses and Intake Capacity for each course.</p> <table border="1" data-bbox="245 1087 1459 1226"> <thead> <tr> <th data-bbox="245 1087 363 1121">Sr. No.</th> <th data-bbox="363 1087 1117 1121">Course</th> <th data-bbox="1117 1087 1459 1121">Intake</th> </tr> </thead> <tbody> <tr> <td data-bbox="245 1121 363 1155">1</td> <td data-bbox="363 1121 1117 1155">MD Pathology</td> <td data-bbox="1117 1121 1459 1155">04/year</td> </tr> <tr> <td data-bbox="245 1155 363 1188">2</td> <td data-bbox="363 1155 1117 1188">DMLT</td> <td data-bbox="1117 1155 1459 1188">20/year</td> </tr> <tr> <td data-bbox="245 1188 363 1226">3</td> <td data-bbox="363 1188 1117 1226">BPMT (Lab sciences)</td> <td data-bbox="1117 1188 1459 1226">25/year</td> </tr> </tbody> </table>	Sr. No.	Course	Intake	1	MD Pathology	04/year	2	DMLT	20/year	3	BPMT (Lab sciences)	25/year
Sr. No.	Course	Intake											
1	MD Pathology	04/year											
2	DMLT	20/year											
3	BPMT (Lab sciences)	25/year											
Facilities	<p>Please give names of Labs, Machines, Special Services, Clinics, patient education programs etc available at department.</p> <ol style="list-style-type: none"> 1. Laboratories <ol style="list-style-type: none"> a. Histopathology and autopsy pathology b. Hematology and cytology laboratory (Central laboratory) c. Serology laboratory in blood centre 2. Special services <ol style="list-style-type: none"> a. HPLC in central laboratory b. Nucleic acid testing (NAT) in blood centre c. Blood components 3. Machines/Equipments <ol style="list-style-type: none"> a. Histopathology: Automated tissue processor, Automated rotary microtome b. Hematology: Automated cell counters, HPLC c. Blood centre: Nucleic acid testing (NAT), Apheresis machine, ELISA reader and washer, Cryofuge, Platelet agitator, Laminar air flow d. Teaching: Digital microscope, projectors 												

Faculty

List of all the faculty members under this department

Name & Photo	Designation	Qualification	Experience		Aadhar No	State Council No.	Contact No.	Email
			UG	PG				
Dr.R.V. Ramteke 	Professor	M.D. Path	30 yrs 9 mth	24 yr 9 mth	708597 561228	57158	89999 52259	drravindraram teke@gmail.com
Dr. B. M. Bharambe 	Associate Professor	M.D. Path	16 yrs 8 mth	11 yrs 10 mth	24175 1281399	2003/07 /2756	809788 4303	drbhavanabhar ambe@gmail.com
Dr.A.M. Kulkarni 	Associate Professor	M.D. Path	20 yrs 3 mth	13 yrs 6 mth	74610 612 6044	85889	9175 8 232 19	draparna108@gmail.com
Dr.R.D. Namey 	Assistant Professor	M.D. Path	17 yrs 07 mth	11 yr 02 mth	48400 2635825	076328	9423 5 882 24	ravindrname y@gmail.com
Dr. R. B. Madane 	Assistant Professor	M.D. Path	9 years 6 mth	9 years 6 mth	219271 065472	2009/09 /3269	9881 3 60048	drrajmadane@gmail.com

Dr. M. J. Halgale 	Assistant Professor	M.D. Path	8 year 7 mth	8 year 7 mth	771841 097926	2010/04 /0996	99234 31297	mohsinhalgale@yahoo.in
Dr. S. P. Patki 	Assistant Professor	M.D. Path	9 years 6 mth	9 years 6 mth	700540 798813	2009/11 /3424	94235 23571	sppatki28@gmail.com
Dr. A. B. Morale 	Assistant Professor	M.D. Path	3 Yr 11 mth	3 Yr 11 mth	3618795 04933	2012/06 /1935	899428 500	drashwanimore@gmail.com
Dr. N C Nemane 	Assistant Professor	M.D. Path	1 year	1 year	7937333 17739	3115/08 /2004	982292 2262	mailtodrnirmal@gmail.com
Dr. R M Pimpalkhute 	Assistant Professor	M.D. Path	2 mth	2 mth	5907454 70720	2017/06 /2604	879318 3394	ruchapimpalkhute@gmail.com

Research

Detailed list of research work / research project conducted / ongoing in the following format [2018 onwards].

Sr. No.	Research Title	Research By	Guide	Year
1.	Coagulation profile in chronic liver diseases	Dr. Ashwini Borkar	Dr. Ravindra Ramteke	2020
2.	Study of fine needle aspiration cytology in assessment of lymphadenopathy in adults in tertiary care centre	Dr. Deopriya Kindo	Dr. Ravindra Ramteke	2023
3	Thrombocytopenia- A clinico hematological study in a tertiary care institute	Dr. Shajitha PH	Dr. Ravindra Ramteke	2023
4	Coagulation profile in malignancy cases	Dr. Swati Joshi	Dr. Ravindra Namey	2024 (ongoing)

5	Histopathological correlation in maternal autopsy at tertiary care centre	Dr. Kriti Shah	Dr. Bhavana Bharambe	2024 (ongoing)
6	Study of hemoglobinopathies in paediatric anemic patients using HPLC	Dr. Vasundhara Bandichode	Dr. Ravindra Ramteke	2024 (ongoing)
7	To study hematological profile in preterm low birth weight neonates	Dr. Sonali Ghodake	Dr. Aparna Kulkarni	2024 (ongoing)
8	Study of coagulation profile in pregnancy induced hypertension patients attending in a tertiary care centre	Dr. Vishakha Jagdale	Dr. Ravindra Ramteke	2025 (ongoing)
9	Clinico cytological analysis of cervical pap smear in patients attending gynecological OPD in a tertiary care centre - A cross sectional study	Dr. Rohini Jadhav	Dr. Aparna Kulkarni	2025 (ongoing)
10	Cytomorphological study of extra pulmonary tuberculosis and its correlation with Zeil Nielson staining and CBNAAT in a tertiary care centre	Dr. Harsha Godaria	Dr. Rajendra Madane	2025 (ongoing)
11	Utility of imprint cytology in diagnosis of various tumors	Dr. Jidnyasa Mankar	Dr. Ravindra Namey	2025 (ongoing)
12	Histomorphological spectrum of lung lesions in autopsy cases at a tertiary care centre- An observational study	Dr. Jairaj Patil	Dr. Mohasin Halgale	2026 (ongoing)
13	Study of clinicohistopathological spectrum of nasal and nasopharyngeal lesions at tertiary care centre	Dr. Mahesh Halge	Dr. Aparna Kulkarni	2026 (ongoing)
14	Study of quality indicators of blood utilisation - An observational study	Dr. Saili Dhokane	Dr. Bhavana Bharambe	2026 (ongoing)
15	Study of cell block technique for cyto diagnosis of exudative effusions - A cross sectional study	Dr. Pradnya Gaikwad	Dr. Supriya Patki	2026 (ongoing)

Publications	Detailed list of all publications (As per NMC Criteria) in the following format [2018 onwards].					
	Sr. No.	Title	Authors from the institute	Departments of authors	Journal details	Journal indexed with which indexing agency
	1.	Seroprevalence Of Transfusion Transmitted Infections Among The Blood Donors And The Trends Of TTI In Last Three Years In A Tertiary Care Teaching Hospital In Maharashtra	Dr. Ashwini Morale, Dr. Supriya Patki, Dr. Aparna Kulkarni, Dr, Ravindra Ramteke	Pathology	Int J Sci Res	SCOPUS

2.	Study of platelet count and platelet indices in patients with coronary artery disease and acute myocardial infarction	Dr, Ravindra Ramteke, Dr. Madane, Dr. Aparna Kulkarni	Pathology	Int J Sci Res	Google scholar
3	Histopathological study of endometrium in women with Abnormal uterine bleeding	Dr Bhakti Deshmukh, Dr Anuradha Malpani, Dr Alka Gosavi, Dr Kalpana Sulhyan, Dr Rucha Pimpalkhute	Pathology	International journal of scientific research	Google scholar
4	Abnormal WBC Scattergrams by Sysmex XN550, A Supplementary Diagnostic Tool for Malaria to the Conventional methods	Dr. Bhavana Bharambe	Pathology	APALM	Embase
5	Assessment of knowledge, attitude, and practice of tissue preservation among dentists practicing at Navi Mumbai and Mumbai: A questionnaire-based survey	Dr. Bhavana Bharambe	Pathology	International Journal of Health Sciences	Scopus
6	Special stains in study of infertile endometrium	Dr. Mohasin Halgale	Pathology	APALM	Embase
7	Diagnostic Utility of C-Reactive Protein and Permutation Combination of Quantitative and Qualitative Haematological Parameters in Neonatal Sepsis	Dr. Mohasin Halgale, Dr. Ramteke	Pathology	JCDR	Embase
8	Utility of biomarkers in predicting the severity and mortality of coronavirus disease 2019 infection	Dr. Mohasin Halgale	Pathology	J Curr Res Sci Med	DOAJ

Conferences & Other Academic Activities	<p>Detailed list of all the conferences / CME / workshops conducted in the following format [2018 onwards].</p> <table border="1" data-bbox="245 205 1446 275"> <thead> <tr> <th data-bbox="245 205 367 243">Sr. No.</th> <th data-bbox="367 205 1260 243">CME / Workshop / Conference Title</th> <th data-bbox="1260 205 1446 243">Year</th> </tr> </thead> <tbody> <tr> <td data-bbox="245 243 367 275"></td> <td data-bbox="367 243 1260 275">NIL</td> <td data-bbox="1260 243 1446 275"></td> </tr> </tbody> </table>	Sr. No.	CME / Workshop / Conference Title	Year		NIL			
Sr. No.	CME / Workshop / Conference Title	Year							
	NIL								
Awards & Achievements	<p>List of Awards and Achievements made by Staff or Students for [2018 onwards].</p> <table border="1" data-bbox="245 474 1455 615"> <thead> <tr> <th data-bbox="245 474 367 512">Sr. No.</th> <th data-bbox="367 474 834 512">Achievement / Award</th> <th data-bbox="834 474 1265 512">Achiever</th> <th data-bbox="1265 474 1455 512">Year</th> </tr> </thead> <tbody> <tr> <td data-bbox="245 512 367 615">1</td> <td data-bbox="367 512 834 615">MAPCON 2023 State chapter conference (Third position in slide seminar)</td> <td data-bbox="834 512 1265 615">Department of Pathology</td> <td data-bbox="1265 512 1455 615">2023</td> </tr> </tbody> </table>	Sr. No.	Achievement / Award	Achiever	Year	1	MAPCON 2023 State chapter conference (Third position in slide seminar)	Department of Pathology	2023
Sr. No.	Achievement / Award	Achiever	Year						
1	MAPCON 2023 State chapter conference (Third position in slide seminar)	Department of Pathology	2023						
Contact Details	<p>Address: Department of Pathology RCSMGMC, Kolhapur</p> <p>Email: rcsmpathology@gmail.com</p> <p>Contact Numbers: 0231-2641583</p>								